

# WEO Database Transition Guideline

(as of April 1, 2026)

## Overview

The World Economic Outlook (WEO) database is now disseminated through the IMF Data Portal, part of a Fund-wide initiative to modernize how official IMF datasets are accessed, managed, and shared. The IMF Data Portal replaces earlier legacy dissemination systems and serves as the system of record for publicly released IMF datasets.

The transition of the WEO database page between April 2025 and October 2025 reflects this broader institutional effort to improve data discoverability, standardize metadata, and expand modern modes of data access, including interactive data selection, bulk downloads, application programming interfaces (APIs), and forthcoming Excel-based tools. While the underlying content of the WEO database remains unchanged, the ways in which users locate, extract, and download the data have evolved.

This guideline explains how the WEO database page was reorganized, how key components were mapped from the previous format to the new IMF Data Portal, and how users can adapt their workflows to the updated data access model.

## Part I. Matching Components in the Two WEO Database Pages

Between April 2025 and October 2025, the WEO database page moved from its prior location on [imf.org](http://imf.org) to a dedicated dataset page in the IMF Data Portal (IMF.RES:WEO). The WEO publication pages remain unchanged and continue to provide access to the report and the DataMapper.

This section provides a graphical mapping between the two database pages to help users locate familiar components from the April 2025 page in the new format.

The **key components** identified in the two database captures are listed below.

1. Selecting economies and variables and downloading selected data
2. Bulk download options
  - 2A. Static files (tab-delimited CSV / Excel)
  - 2B. Dynamic access (SDMX / API)
3. Link to the latest WEO report
4. Link to previous WEO databases
5. Additional information on the WEO database
6. Historical WEO forecasts file
7. WEO FAQ

# OLD: Database page of April 2025 WEO

(<https://www.imf.org/en/publications/weo/weo-database/2025/april>)

1Download WEO Data: April 2025 Edition2



**By Countries**

---

country-level data



**By Country Groups**

---

aggregated data and commodity prices



**Entire Dataset**

---

The World Economic Outlook (WEO) database contains selected macroeconomic data series from the statistical appendix of the *World Economic Outlook* report, which presents the IMF staff's analysis and projections of economic developments at the global level, in major country groups and in many individual countries. The WEO is released in April and September/October each year.

Use this database to find data on national accounts, inflation, unemployment rates, balance of payments, fiscal indicators, trade for countries and country groups (aggregates), and commodity prices whose data are reported by the IMF.

Data are available from 1980 to the present, and projections are given for the next two years. Additionally, medium-term projections are available for selected indicators. For some countries, data are incomplete or unavailable for certain years.

The World Economic Outlook (WEO) database is now available in SDMX format from our Entire Dataset page. For more information about SDMX, please visit [SDMX.org](http://SDMX.org)



### Changes to the April 2025 Database

- For Bolivia, projections for 2027-30 have been omitted because of significant uncertainty regarding the economic outlook.
- For Ecuador, fiscal projections for 2025-30 are excluded from publication because of ongoing program discussions.


### RELATED LINKS

- [World Economic Outlook, April 2025](#) 3
- [World Economic Outlook Databases](#) 4
- [Changes to the Database](#) 5
- [Assumptions and Data Conventions](#) 5
- [Country Information](#) 5
- [Groups and Aggregates](#) 5
- [Historical WEO Forecasts Database](#) 6
- [Frequently Asked Questions: WEO](#) 7

## Expanding 2 opens below options.

**Download entire World Economic Outlook database: April 2025**


TAB DELIMITED VALUES:



**By Countries**

---

Size: 19 MB




**By Country Groups**

---

Size: 1 MB


SDMX:



**SDMX Data**

---

Size: 28 MB



**SDMX Data Structure Definition**

---

Size: 81 KB

2A

2B

## New: Database page for October 2025 WEO or later (<https://data.imf.org/en/datasets/IMF.RES:WEO>)

Data Home > Datasets > WEO

### World Economic Outlook (WEO)

1

2B API VIEW DATA DOWNLOAD 2A

October 2025 World Economic Outlook.

The World Economic Outlook (WEO) database is published twice a year in April and October in conjunction with the biannual flagship World Economic Outlook report. The database includes selected data on national accounts, inflation, unemployment rates, balance of payments, fiscal indicators, trade for countries and country groups (aggregates), and...

Show details ▾

Frequency: Annual

Topic: Economic forecasting, Balance of payments, International investment position (IIP), External debt, Fiscal sector, National accounts, Gross domestic product (GDP), International trade, World Economic Outlo...

Metadata

#### Supplemental Information

< >

##### WEO

DOCUMENT 2A 14 OCT

###### October 2025 WEO Entire Dataset in Excel

This data file includes the data published in the World Economic Outlook Database in spreadsheet format. The data are presented in three datasheets (Country...

##### WEO

DOCUMENT 5 14 OCT

###### October 2025 WEO Database Appendix

A vintage-specific appendix to the World Economic Outlook (WEO) database, compiled as a downloadable PDF. It consolidates assumptions and data...

##### WEO

DOCUMENT 6 14 OCT

###### WEO Historical Forecasts Database

A comprehensive archive of the IMF's World Economic Outlook historical forecasts, providing past projections for key macroeconomic indicators across...

##### WEO

DOCUMENT 7 14 OCT

###### Frequently Asked Questions

Comprehensive Frequently Asked Questions for the IMF's World Economic Outlook (WEO) data, organized by topic to explain database publication, data...

#### Reports 3

< >

##### Global Economy: Steady amid Divergent Forces

DOCUMENT RELEASE 19 JAN

###### WEO Update January 2026

Resilient growth as technology and adaptability offset trade policy headwinds.

##### Global Economy In Flux, Prospects Remain Dim

DOCUMENT RELEASE 14 OCT

###### WEO October 2025

Global Economy in Flux, Prospects Remain Dim. While the near-term forecast is revised up modestly, global growth remains subdued, as the newly...

##### Global Economy: Tenuous Resilience amid Persistent Uncertainty

DOCUMENT RELEASE 29 JUL

###### WEO Update July 2025

Global Economy: Tenuous Resilience amid Persistent Uncertainty. Global growth expected to decelerate as trade-related distortions wane.

##### A Critical Juncture amid Policy Shifts

DOCUMENT RELEASE 14 APR

###### WEO April 2025

A Critical Juncture amid Policy Shifts. Global growth is expected to decline and downside risks to intensify as major policy shifts unfold.

(component #4 is not shown; discussed in next section)

## Part II. Description of Changes in Each Component

### 1. Selecting Economies / Variables and Downloading Selected Data

The previous query-based selection options have been replaced by the “View Data” functionality of the IMF Data Portal. This option supports interactive selection of economies, indicators, and time periods, and allows users to download customized data selections.

Users who are not familiar with the IMF Data Portal are encouraged to consult the [IMF Data Help Center](#) (this [section](#) for example), which explains how to navigate the portal and download selected data using the “View Data” option.

## 2. Bulk Download Options

### 2A. Static Files (Tab-Delimited CSV / Excel)

The blue “**Download**” button next to “View Data” allows users to download the entire WEO database for the most recent vintage (April or October). This functionality may require some adjustment for users accustomed to the earlier dissemination website. Additional details on bulk download formats are provided below.

To support users accustomed to pre-assembled “entire dataset” files, a static Excel file is also provided under the Supplemental Information section. Previously, bulk downloads were available as two separate files (“By Countries” and “By Country Groups”). These have now been consolidated into a single file titled “**(Vintage) WEO Entire Dataset in Excel**”, which has following worksheets:

- **Countries** sheet corresponds to previous “By Countries” option
- **Country Groups** sheet corresponds to previous “By Country Groups” option, but without commodity price assumptions.
- **Commodity Prices** sheet has commodity price assumptions used for the country forecasts.
- **Country Group Composition** sheet presents groups and aggregates information in numerical values.

### 2B. Dynamic Option (SDMX / API)

The previous SDMX download option has been replaced by access through the **IMF Data API**. Guidance on retrieving IMF data programmatically using Python, MATLAB, R, or Stata is available this [section](#) of IMF Data Help Center.

## 3. Link to the Latest WEO Report

Links to the current and recent WEO reports are available under the Reports section of the IMF Data Portal. Note that no corresponding WEO databases are released for the January and July *WEO Updates*.

## 4. Links to Previous WEO Databases

Earlier WEO databases remain accessible through the legacy archive on imf.org until vintages are fully incorporated into the IMF Data Portal under **Vintage** icon in Resources section.

## 5. Additional Information on the WEO Database

Previous four standalone documents (Changes to the Database; Assumptions and Data Conventions; Country Information; and Groups and Aggregates) have been consolidated

into a single file “(Vintage) WEO Database Appendix”.

## 6-7. Historical WEO Forecasts and WEO FAQ

Both components remain the same as before.

### Part III. Understanding the New WEO Dataset (IMF.RES:WEO)

IMF.RES:WEO represents the publicly released WEO database and is updated only at the time of the April and October WEO publications. Users should not expect updates between publication releases.

While there are no changes to the underlying data themselves, the following two items are of note.

#### 1. Change in country identifier

Starting with October 2025 WEO, three-letter ISO code replaces three-digit IFS code as individual country identifier. For aggregates, “G” or “GX” are added to previous numerical codes as below. This means SERIES\_CODE is now constructed with ISO code. For example, SERIES\_CODE of US real GDP growth in annual frequency is USA.NGDP\_RPCH.A.

April 2025 WEO	October 2025 WEO
1	G001 World
110	G110 Advanced Economies
119	G119 G7
163	G163 Euro Area (EA)
200	G200 Emerging Market and Developing Economies
205	G205 Latin America and the Caribbean (LAC)
400	G400 Middle East and Central Asia
505	G505 Emerging and Developing Asia
510	G510 ASEAN-5
603	G603 Sub-Saharan Africa (SSA)
903	G903 Emerging and Developing Europe
998	G998 European Union (EU)
123	GX123 Other Advanced Economies (Advanced Economies excluding G7 and Euro Area countries)

#### 2. Expanded Metadata Fields

Unlike the April 2025 WEO database in imf.org, new WEO database on IMF Data Portal comes with much larger number of metadata (“Fields”). Below table shows the mapping between fields in April and October 2025 WEO databases. Note that the previous “Country/Series-specific Notes” has been distributed into different metadata entries in the new WEO database.

Default bulk-download using the blue “Download” button discussed in the previous section (“2A”) yields much larger number of fields (68) compared to legacy bulk-download file (10). Some users found the significantly larger number of metadata fields less convenient and

confusing.

April 2025 WEO	October 2025 WEO
WEO Country Code	N/A
ISO	COUNTRY.ID
WEO Subject Code	INDICATOR.ID
Country	COUNTRY
Subject Descriptor	INDICATOR
Units	UNIT
Scale	SCALE
Estimates Start After	LATEST_ACTUAL_ANNUAL_DATA
Subject Notes	N/A
Country/Series-specific Notes	COUNTRY_UPDATE_DATE
	METHODOLOGY
	METHODOLOGY_NOTES
	HISTORICAL_DATA_SOURCE
	BASE_YEAR
	START_END_MONTHS_OF_REPORTING_YEAR
	CHAIN_WEIGHTED
	BASIS_OF_PROJECTIONS
	VALUATION
	PRICES_SECTOR_HARMONIZED_PRICES
	LABOR_SECTOR_EMPLOYMENT_TYPE
	FISCAL_SECTOR_GENERAL_GOVERNMENT_COMPOSITION
	FISCAL_SECTOR_VALUATION_OF_DEBT
	FISCAL_SECTOR_INSTRUMENTS_INCLUDED_IN_GROSS_AND_NET_DEBT
	TRADE_SECTOR_OIL_COVERAGE
	PRIMARY_DOMESTIC_CURRENCY

## Part IV. Other Items and Future Developments

### 1. Dashboard

The WEO database page includes a vintage-specific dashboard providing visualizations for key macroeconomic indicators.

### 2. Excel Add-In

An IMF Data Excel Add-in is being finalized and will allow direct access to IMF datasets from Excel once released. Refer to the “Excel Add-in” icon in Resources section.

### 2. Help and Support

Technical help is available through the [IMF Data Help Center](#). Any questions while using the IMF Data Portal including API should be sent to [datahelp@imf.org](mailto:datahelp@imf.org).